

School Safety Exercises

Partnering with your community agencies

Dr. Kim Lohse, Assistant Superintendent

klohse@asd4.org

Addison School District 4



Introduction

- Building and district level administrator for 18 years
- Responsible for safety and security in Addison SD4
 - Safety and crisis manual
 - Security assessments
 - Staff & Administrator Training
 - Oversee Safety Committee
 - Collaborate with police and fire personnel
- SSAVEIM Trainer with IL Fire Service Institute
- ALICE Trainer
- Member of the Dupage County Safety Task Force
- Planned and led building level, district level and county-wide drills
- Member of the Prevention Sub-Committee of the Homeland Security Advisory Council (new)

Full Scale Drill

How do we get here?



Addison Police Department



Addison Fire Protection District



OHSEM



Edward-Elmhurst Hospital



Advent Health-Glen Oaks

Relationships

How often are you engaging with your first responders?

How often are they training in your buildings?

What other events do they participate in?

Addison Police Department

- Rapid Response Training
- ALICE Training
- Kindergarten Carnival
- ASIM/SSAVEIM Training
- Crime Prevention
- Read to classes
- Annual Safety Meeting
- Leadership Team Meetings
- Special Events
- Drills



Addison Fire Protection District

- Fire Prevention Program
- Resource Fair
- Kindergarten Carnival
- Rapid Response Training
- CPR/Stop the Beed Training
- ASIM/SSAVEIM Training
- Read to classes
- Annual Safety Meeting
- Special Events
- Drills

Annual Safety Meeting



Required by 105 ILCS 128, Section 25

Participants

- Principals or designee from each school
- Representatives from:
 - Fire
 - Police
 - EMS
- School Board, or designee

Reporting

- Must send a report/minutes to all participants following the meeting to ROE.
 - Meeting must take place annually.
-

Meeting Agenda

- Recommended changes to safety plans
- Review any intergovernmental agreements, plans protocols, procedures

[Example agenda](#)

Train Together

- Rapid Response/ Rescue Task Force Training
- Walkthroughs
- ASIM/SSAVEIM Training
- Drills and Event Debriefs

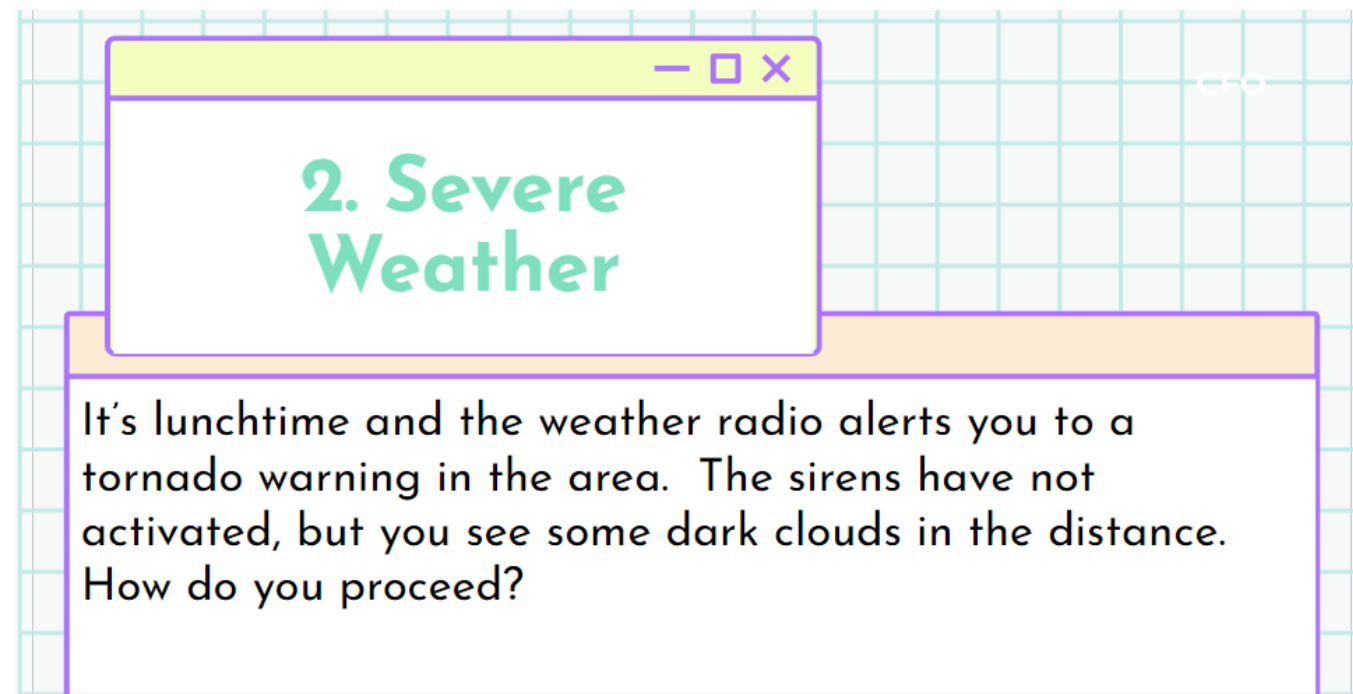


How will you continue to build relationships with your first responders?



Engage your admin team

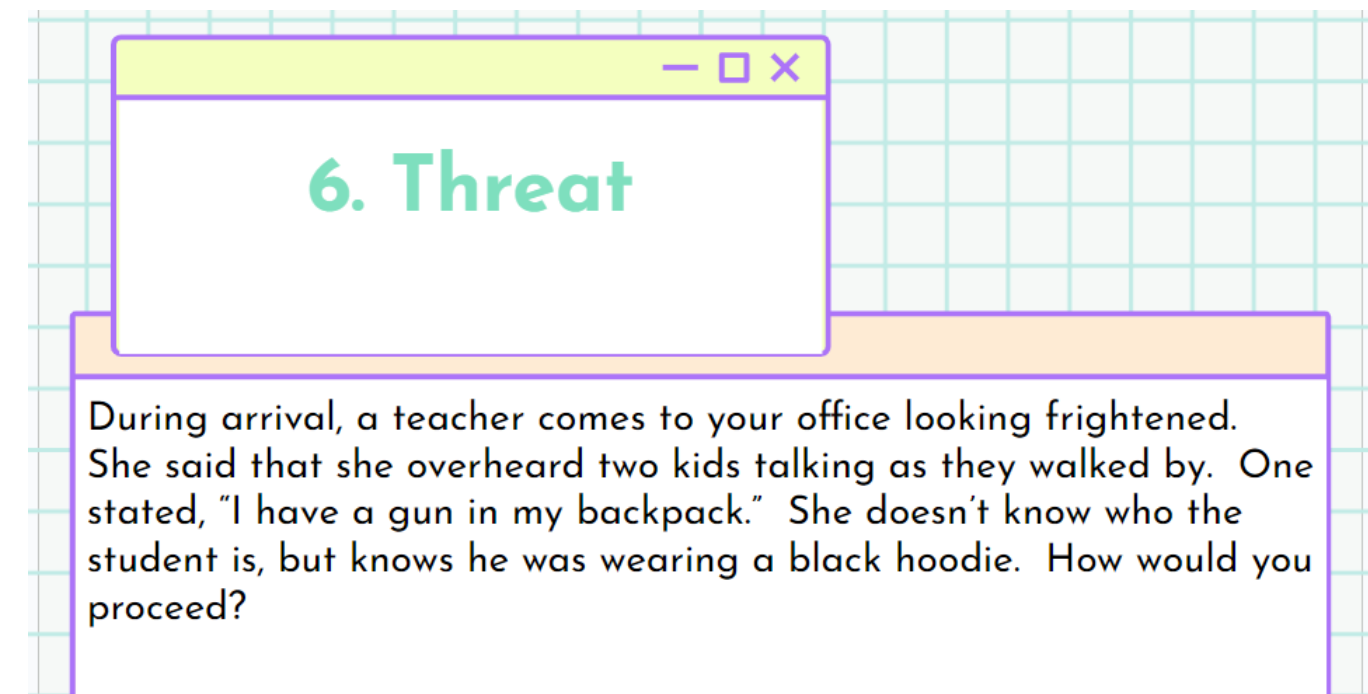
- Debriefs
- After Action Opportunities
- Tabletops



The image shows a digital interface for a tabletop exercise. It features a window with a yellow title bar and a white content area. The title bar contains a minus sign, a square icon, and an 'X' icon. The content area has a green header with the text '2. Severe Weather'. Below the header is a white text box with a light orange border containing the scenario text.

2. Severe Weather

It's lunchtime and the weather radio alerts you to a tornado warning in the area. The sirens have not activated, but you see some dark clouds in the distance. How do you proceed?



The image shows a digital interface for a tabletop exercise. It features a window with a yellow title bar and a white content area. The title bar contains a minus sign, a square icon, and an 'X' icon. The content area has a green header with the text '6. Threat'. Below the header is a white text box with a light orange border containing the scenario text.


6. Threat

During arrival, a teacher comes to your office looking frightened. She said that she overheard two kids talking as they walked by. One stated, "I have a gun in my backpack." She doesn't know who the student is, but knows he was wearing a black hoodie. How would you proceed?

9. Health Emergency

It's Institute Day and all of the teachers are in Gym 2 at Indian Trail for a presentation. During a break, a teacher attempts to step down the bleachers and loses her balance- falling down three bleachers and hitting her head against the floor. Several staff crowd around her, while others stand nearby watching. There is a lot of whispering and two people are crying. What steps do you take?

Discuss the following...



**Immediate Action
Steps**

**After Incident
Steps**

**Communication
Needs**

Other

Train staff & students

- ALICE Training
- Training videos
- Lesson plans
- Required Drills



What are some ways you can improve your training in the area of safety?



Safety Drills



Required Drills

- School-based
- State required
- Fire, Severe Weather, Bus, Active Threat

Small Scale Exercises

- May involve larger community and first responders
- More in-depth practice of safety/crisis plans
- 2-3 months of planning

Full Scale Exercises

- Involves community, county, and/or state agencies
 - Requires 12-15 months of planning
-

Small Scale Drills

Who?

Students, staff, parents,
administrators, police, fire,
evaluators

What?

Reunification Procedures;
Evacuation, Etc.

How?

- Determine scope and objective
- Schedule date
- Develop scenario
- Communicate to participants
- Gather any materials
- Implement
- Evaluate
- Debrief



Our Drill



Objective

- Test reunification procedures
- Gas leak

Participants

- 1 elementary school
 - All students & staff
 - 35 parent volunteers
 - Addison Police Department
 - Addison Fire Department
-

The Process:

- Set a date and a rain date
 - Invite parents to be volunteers
 - Elicit support from agencies
 - Prepare materials/supplies
 - Communicate with all stakeholders
 - Create an evaluation form & identify evaluators
 - Run the drill
 - Debrief after the drill
-

Large Scale Drills



Who?

- Students
- Staff
- Parents
- Administrators
- Police
- Fire
- OHEM
- Hospitals
- Surrounding communities
- Other (ILEAS, MABAS, ISP, etc.)
- Evaluators

What?

- Complex or multi-layered safety procedures
- Example: Active Threat and Reunification

Large Scale Drills

How?

The Plan:

- Form planning team
- Prepare to meet monthly
- Determine scope and objective
- Schedule date
- Develop scenario
- Elicit volunteers
- Prepare materials
- Implement
- Evaluate
- Debrief
- After Action Report

It takes a village:

- Large undertaking
- Engage fire & police officials
- Engage OHEM/County
- 12-18 months of planning
- 300-400 volunteers




Our Drill

Goals:

- Unified Command structure (ASIM/SSAVEIM)
- Utilize Bluepoint alert system
- Police response to neutralize threat
- Fire/Rescue Task Force response to multiple victims
- Hospital response to receive multiple victims
- Reunification of parents and students at a secondary location

Participants

- ASD4
- APD
- AFD
- Public Works
- OHEM
- surrounding agencies
- Elmhurst Hospital & Glen Oaks Hospital
- Dupage Cty. Coroner
- ILEAS & MABAS
- Messiah Baptist Church
- High school students
-



Locations

- Ardmore Elementary School
- Messiah Baptist Church
- Stardust Bowl (staging)
- AFD Station (check-in)



What we learned

Planning/Preparing for the drill:

- Too many observers can impede the drill
- Huge time commitment
- You do not want everything to go well

From the drill:

- Establish incident command quickly and communicate it clearly
- Initial police/fire response was great
- Reunification process went well
- Important for all surrounding agencies to undergo similar training
 - issues at staging
 - tactical, triage, transport
- Hospitals/reunification/communication

Thank You

Dr. Kim Lohse

Assistant Superintendent for Administrative Services

Addison School District

630/458-2430

klohse@asd4.org
